


PRELIMINARY



LC-Series Extended Wavelength InGaAs Linear Photodiode Arrays

The high-sensitivity LC-series linear InGaAs photodiode arrays are designed for broad wavelength range, multi-channel spectrometer designs. The proprietary readout integrated circuit design contains functions that reduce dark current for applications that demand the highest performance. The LC package provides a “no moving part” solution for vibration resistant, highly calibrated instruments that require long term stability.



APPLICATIONS

- FTIR/NIR Interferometry
- NIR Spectroscopy
- Biomedical Analysis
- Plastic Recycling
- Industrial Process Control

BENEFITS

- Room temperature stabilized
- Reduced fixed pattern noise
- ESD resistant
- Easy to use
- Large collection area for spectroscopy

FEATURES

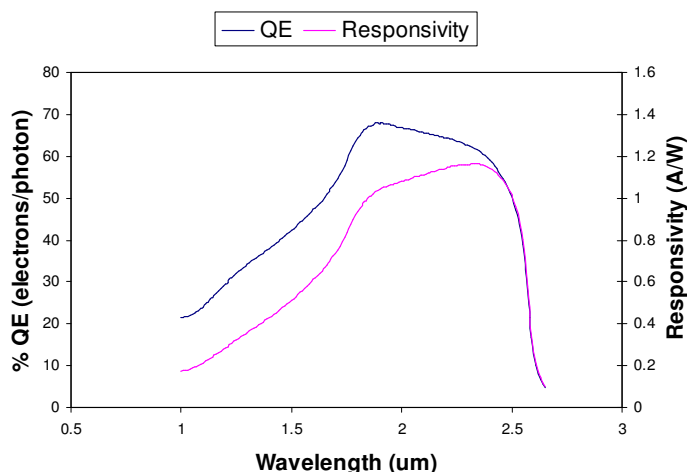
- Wavelength range of 1.0 μm to 2.6 μm
- Up to 10^8 pixels per second read-out
- 1.25×10^6 to 2.5×10^8 electrons capacity
- Antiblooming protection
- Autozero for reduced dark current
- Serial input for mode control
- Integrate-while-read for minimum overhead

The LC series InGaAs linear arrays are available with 256 elements of extended response InGaAs material. Anti-blooming protection prevents charge flow from saturated pixels, allowing for increased intra-scenic dynamic range. The autozero function reduces dark current and non-uniformity, extending the detector's utility to higher temperatures and longer exposure times. The photodetector arrays are hybridized with CMOS readout integrated circuits (ROIC) of SUI's exclusive design to offer maximum noise immunity and sensitivity. Operating circuit designs need only provide for one analog supply and three digital control lines for optimum ROIC performance. Four separate gains are selectable with a serial input. The array is available with a two-stage thermoelectric cooler for temperature stabilization and monitoring. SUI LC-Series photodiode arrays are rugged, reliable, and available in volume.

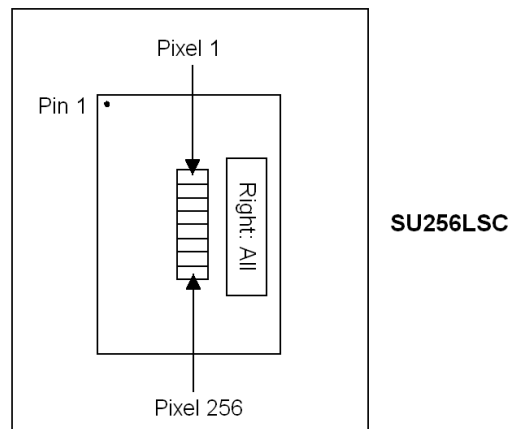
3490 U.S. Route 1 • Princeton, New Jersey 08540
Phone: (609) 520-0610 • Fax: (609) 520-0638
www.sensorsinc.com • sui_sales@goodrich.com

seeing beyond™

SPECTRAL RESPONSE @ 20°C



CONFIGURATION



ELECTRICAL INPUTS

Parameter/Description	Unit	Min.	Nom.	Max.
Power supply voltage V_{DD}	V	4.90	5.00	5.25
Power supply ground V_{SS}	V		0	
Digital inputs and clocks, high	V	2.0	5.0	V_{DD}
Digital inputs and clocks, low			V_{SS}	0.8
Pixel clock frequency	MHz	0.01		12.5

PIXEL PERFORMANCE

Feedback Capacitor	Typical Gain	Typical Capacity	Typical Read noise ¹	Typical Dynamic Range
0.1 pF	1.6 μ V/e	1.25 Me	800 e RMS	1700:1
1.0 pF	160 nV/e	12.5 Me	1 ke RMS	4300:1
10.0 pF	16 nV/e	125 Me	10 ke RMS	5000:1
20.0 pF	8 nV/e	250 Me	10 ke RMS	5000:1

¹Largest photodiode, autozero off.

PHOTODIODE PERFORMANCE AT -20°C

Photodiode type	2.6 μ m, 250 μ m
Quantum efficiency (QE) at peak, min.	50%
Dark current, autozero off, max.	2nA
Inoperable pixels, maximum	5%
Photoresponse nonuniformity (PRNU), max.	\pm 10%

ABSOLUTE MAXIMUM RATINGS

Parameter	Unit	Min.	Typ	Max.
Power consumption (V_{DD} =5.00 V), 4 outputs, high power mode	mW			350
Power consumption (V_{DD} =5.00 V), 1 output, low power mode	mW			135
Operating temperature range	°C	-20		+80
Storage temperature range	°C	-20		+85

AVAILABLE CONFIGURATION

Configuration	Photodiodes	Outputs	Material	TEC	Aperture
SU256LSC-2.6T2-0250	256	1, 2, 4	2.6 μ m	Two-stage	250 μ m

seeing beyond™